



GUJCOT TRADE ASSOCIATION

MONTHLY PRESSING REPORT Apr-2026

Dear All Cotton Friends,

Gujcot has collected pressing figures from all ginners and compiled data to serve whole trade. In this mission we get valuable support from many of our trade personalities. We Gujcot team is very thankful to all helping hands, who worked directly or indirectly, with their valuable support, we are able to put real time pressing figures. We thank all Gujarat Ginners for their cooperating with Gujcot team to share their pressing figures. We hope the whole Textile value Chain will be benefitted by these data and will help us in future to achieve our goal to serve our cotton trade.

Report Sponsors:

Click on Sponsor's Logo to visit Sponsor's Website





GUJCOT TRADE ASSOCIATION

MONTHLY PRESSING REPORT Apr-2026

Summary

Gujarat Pressing as on 30th Apr 2026

- **Cumulative Pressing in 170 Kg Bales**

Total Pressing 61,82,315 Bales.

Shankar 6 59,38,029 Bales

V-797 2,44,286 Bales

- **Cumulative Pressing in Running Bales**

Total Pressing 64,87,615 Bales.

Shankar 62,31,265 Bales

V-797 2,56,350 Bales

- **Monthly Pressing in 170 kg Bales**

Total Pressing 5,01,406 Bales

Shankar-6 3,90,722 Bales

V-797 1,10,684 Bales

Average pressing per day 16,714 Bales

- **Monthly Pressing in Running Bales**

Total Pressing 5,26,167 Bales

Shankar-6 4,10,017 Bales

V-797 1,16,150 Bales.

Average pressing per day 17,539 Bales

- **Active Ginning Factories during the month 303**

Saurashtra 209

North Gujarat 73

Main Line 17

Kutch 4



GUJCOT TRADE ASSOCIATION

MONTHLY PRESSING REPORT

Apr-2026

Gujcot Trade Association

Gujarat Pressing Summary 30-Apr-2026

2025-26	CUMULATIVE PRESSING (IN 170 Kgs)					
	Apr-25	Mar-26	Apr-26	M/M Change (In Bales)	Y/Y Change (In Bales)	Y/Y Change (In %)
Shankar 6						
Saurashtra	42,84,452	37,75,668	40,85,712	3,10,044	-1,98,740	-4.64%
North Gujarat	15,16,242	10,15,550	10,62,906	47,355	-4,53,336	-29.90%
Main Line	5,78,149	5,35,029	5,67,017	31,988	-11,132	-1.93%
Kutch	2,13,329	2,21,059	2,22,394	1,334	9,064	4.25%
Total	65,92,173	55,47,307	59,38,029	3,90,722	-6,54,144	-9.92%
V-797	1,85,899	1,33,602	2,44,286	1,10,684	58,388	31.41%
Total	67,78,071	56,80,909	61,82,315	5,01,406	-5,95,756	-8.79%
Remark : Daily Pressing Average 17,539 RB - 16,714 170 Kg Bales						

Pressing in Running Bales

Zone	As On 30-Apr-2026 (Cumulative)			During Apr 2026 (Monthly)		
	Shankar-6	V 797	Total	Shankar-6	V 797	Total
Saurashtra	42,87,476	15,200	43,02,676	3,25,355	5,300	3,30,655
North Gujarat	11,15,395	2,31,150	13,46,545	49,694	1,06,000	1,55,694
Main Line	5,95,018		5,95,018	33,568		33,568
Kutch	2,33,376	10,000	2,43,376	1,400	4,850	6,250
Total	62,31,265	2,56,350	64,87,615	4,10,017	1,16,150	5,26,167

Till April Pressing in 170 Kgs

Season	Till April Pressing in 170 Kgs					Final Pressing	Arrival Percentage	
	Saurashtra	North Gujarat	Main Line	Kutch	Total			
2018-19	46,06,465	27,70,317	5,10,262	3,02,329	81,89,373	90,49,293	90.50%	Final
2019-20	41,26,506	22,37,861	5,50,509	2,28,906	71,43,783	96,45,708	74.06%	Final
2020-21	52,87,423	25,94,695	4,91,244	2,25,905	85,99,267	90,02,326	95.52%	Final
2021-22	45,78,702	17,52,704	4,67,179	1,96,909	69,95,494	74,29,257	94.16%	Final
2022-23	39,45,276	18,68,231	4,53,981	2,16,461	64,83,948	92,61,522	70.01%	Final
2023-24	46,66,413	20,40,956	5,25,071	2,16,656	74,49,095	90,27,691	82.51%	Final
2024-25	42,95,663	16,88,547	5,78,149	2,15,712	67,78,071	76,95,901	88.07%	Final
2025-26	41,00,197	12,83,178	5,67,017	2,31,923	61,82,315	70,00,000	88.32%	Est.

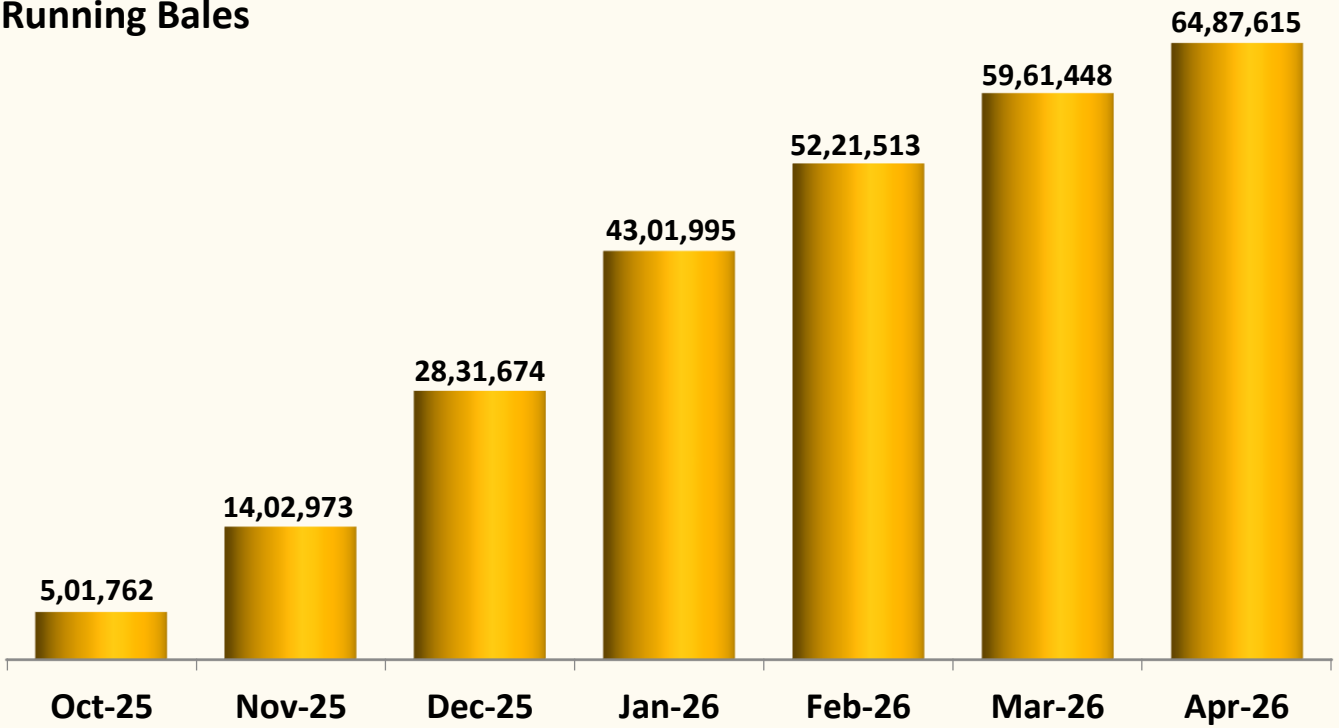


GUJCOT TRADE ASSOCIATION

MONTHLY PRESSING REPORT Apr-2026

Gujarat Cumulative Cotton Pressing

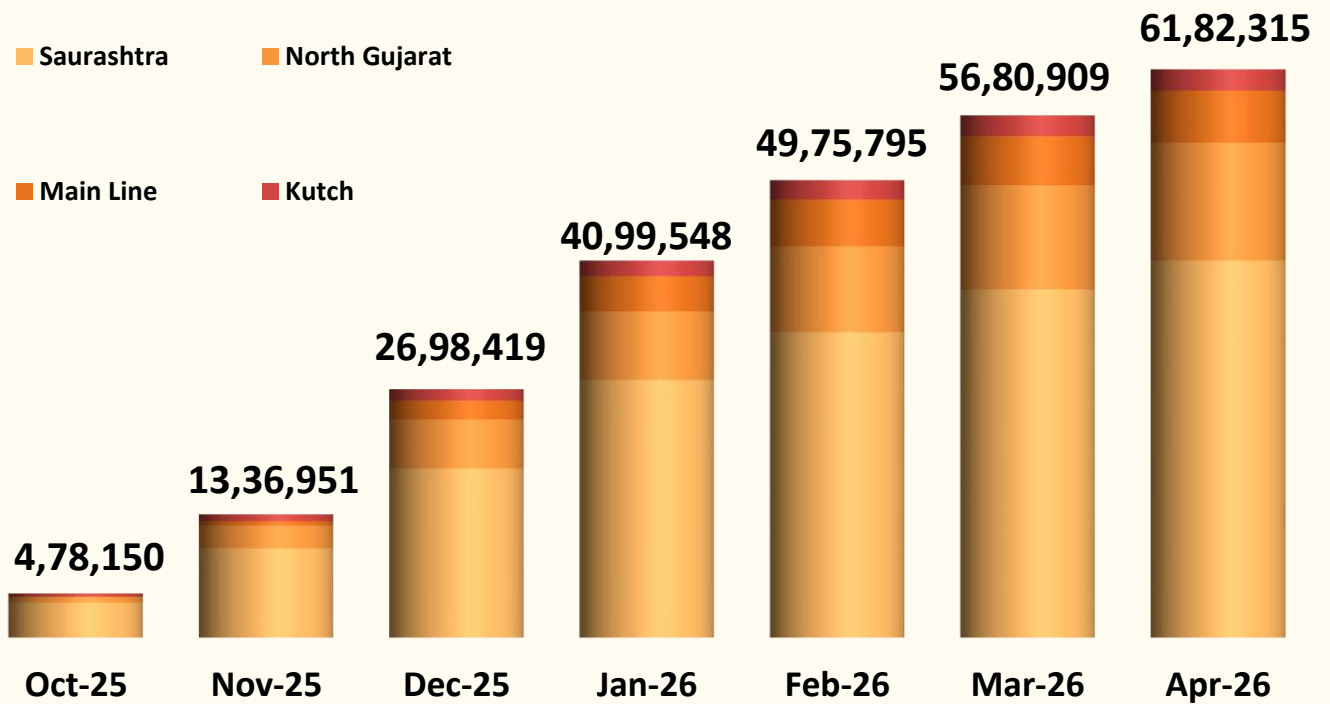
Running Bales



Gujarat Cumulative Pressing

In 170 Kg Bales

- Saurashtra
- North Gujarat
- Main Line
- Kutch

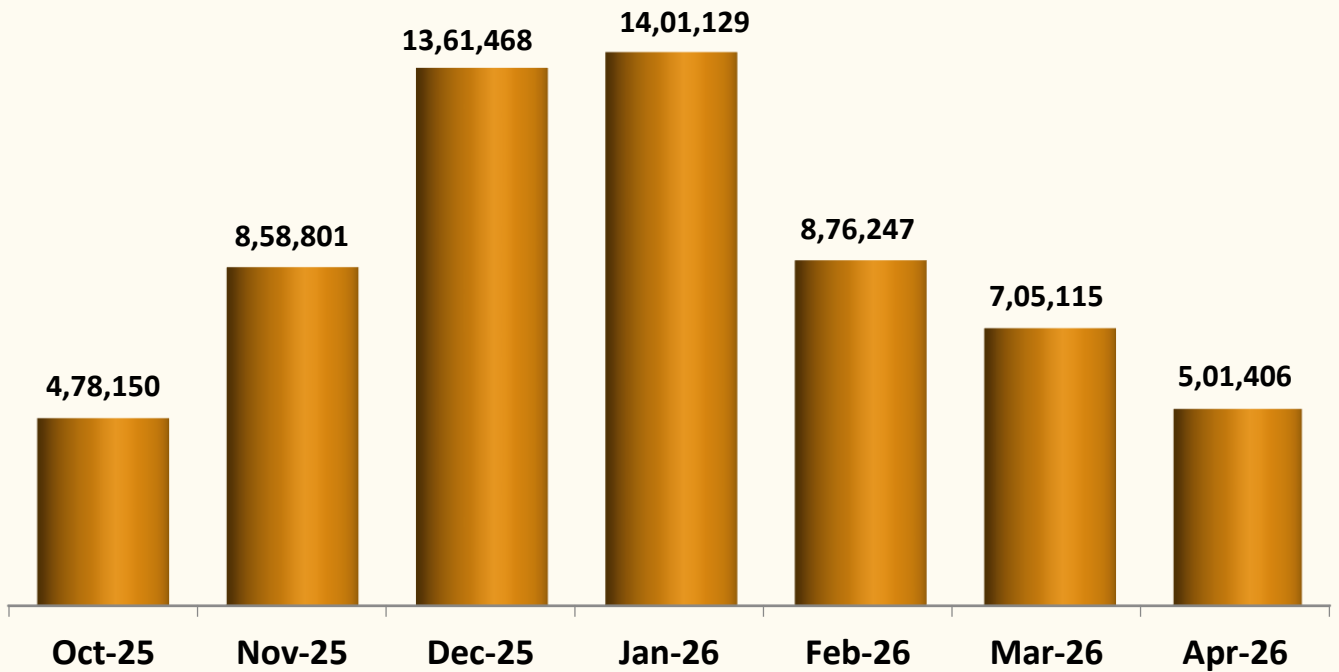




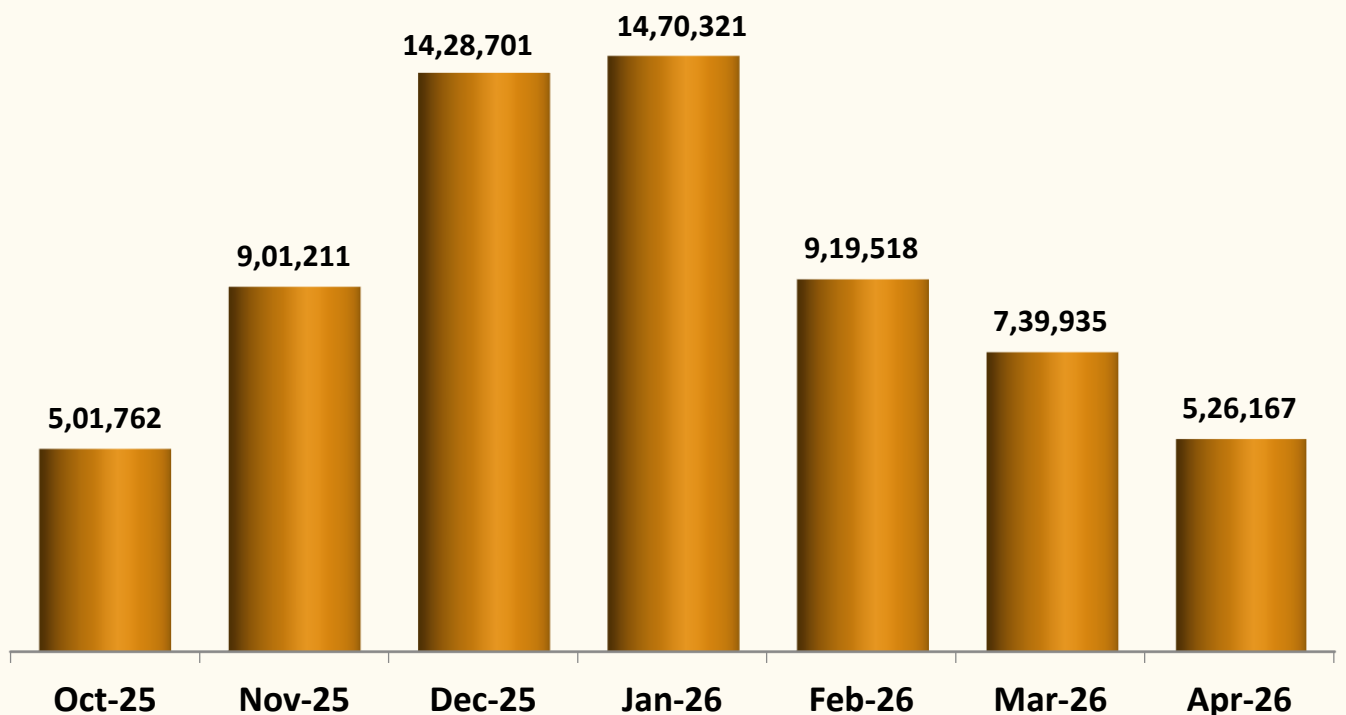
GUJCOT TRADE ASSOCIATION

MONTHLY PRESSING REPORT Apr-2026

Gujarat Monthly Cotton Pressing 170 Kg Bales



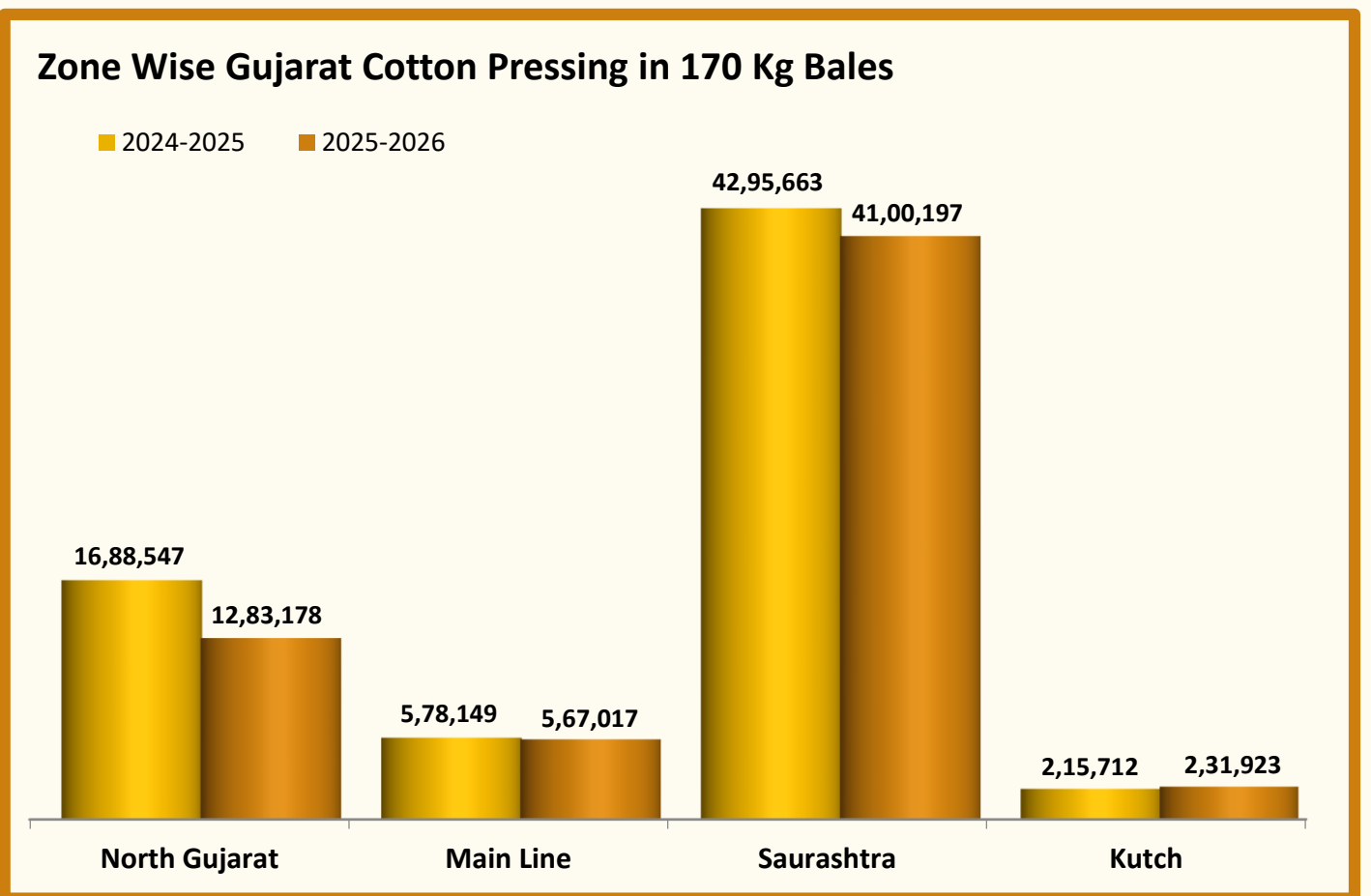
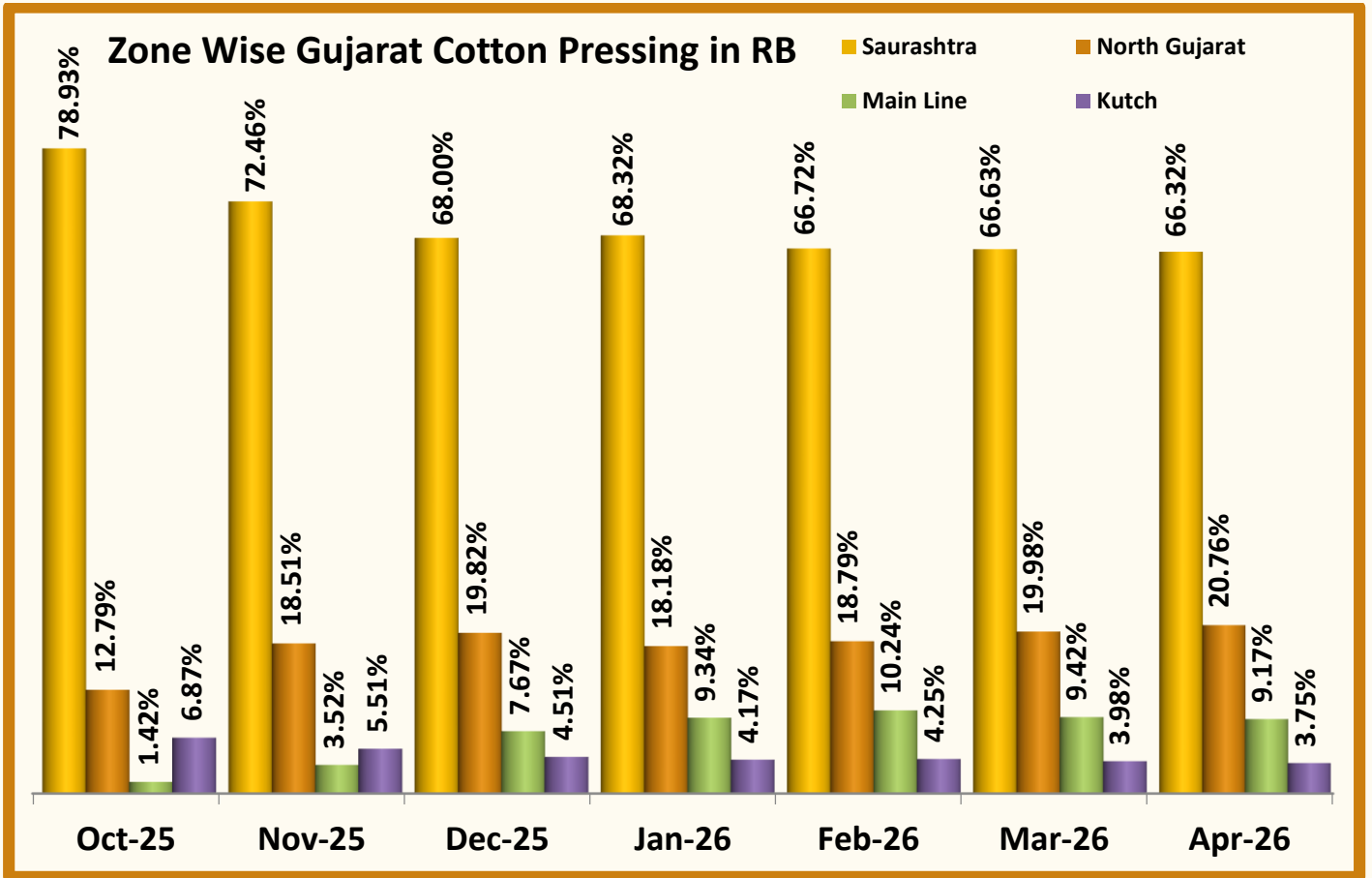
Gujarat Monthly Cotton Pressing Running Bales





GUJCOT TRADE ASSOCIATION

MONTHLY PRESSING REPORT Apr-2026





GUJCOT TRADE ASSOCIATION

MONTHLY PRESSING REPORT Apr-2026

Saurashtra

Station	Apr-25	Mar-26	Apr-26	MoM Change	YoY Change	Fact. In Operation	
						Monthly	Seasonal
Amreli	1,82,200	1,71,200	1,90,222	19,022	8,022	15	21
Babra	1,99,910	1,69,446	1,91,700	22,254	-8,210	15	19
Botad	5,32,750	4,93,105	5,27,005	33,900	-5,745	28	54
Chotila	1,18,357	80,357	94,346	13,989	-24,011	2	3
Chuda	13,400	25,450	25,505	55	12,105	1	3
Damnagar	2,800				-2,800		
Dhasa	4,88,913	3,99,370	4,24,270	24,900	-64,643	21	54
Dhoraji-Upleta	73,158	80,150	87,984	7,834	14,826	7	10
Dhrangadhra-Halvad	2,86,365	2,63,500	2,82,650	19,150	-3,715	4	13
Gariyadhar	52,500	42,500	48,000	5,500	-4,500	5	5
Gondal	98,500	98,600	1,08,500	9,900	10,000	7	11
Jamkandorna		4,000	4,000		4,000		1
Jamnagar-Falla	3,65,240	3,08,650	3,27,700	19,050	-37,540	10	27
Jasdan	1,93,533	2,40,867	2,73,759	32,892	80,226	12	18
Jetpur	67,500	44,000	52,000	8,000	-15,500	2	4
Kuvadava	28,500	21,500	25,500	4,000	-3,000	2	3
Lakhtar	12,490	9,298	9,298		-3,192		2
Limbdi	51,900	42,000	43,500	1,500	-8,400	2	4
Mahuva	1,32,680	1,11,900	1,18,300	6,400	-14,380	6	12
Manavadar	2,60,561	2,09,190	2,49,790	40,600	-10,771	29	33
Morbi	1,94,167	1,47,000	1,50,700	3,700	-43,467	2	10
Palitana	22,800	17,800	20,200	2,400	-2,600	2	2
Porbandar	2,700	600	600		-2,100		1
Rajula	42,000	38,300	39,600	1,300	-2,400	3	4
Savarkundala	55,600	40,500	42,500	2,000	-13,100	3	4
Shapar	95,300	62,500	70,800	8,300	-24,500	3	5
Surendranagar	1,26,000	1,09,700	1,13,500	3,800	-12,500	2	4
Talaja	1,15,700	1,09,738	1,11,338	1,600	-4,362	2	12
Tankara-Neknam	3,35,021	3,34,100	3,55,600	21,500	20,579	13	26
Targhadi	1,44,700	96,400	1,03,000	6,600	-41,700	4	9
Tramba-Sardhar	23,500	18,700	20,500	1,800	-3,000	1	1
Una	50,111	32,400	33,600	1,200	-16,511	2	4
Wankaner	1,38,939	1,49,200	1,56,709	7,509	17,770	4	11
TOTAL	45,07,795	39,72,021	43,02,676	3,30,655	-2,05,119	209	390



GUJCOT TRADE ASSOCIATION

MONTHLY PRESSING REPORT Apr-2026

North Gujarat

Station	Apr-25	Mar-26	Apr-26	MoM Change	YoY Change	Fact. In Operation	
						Monthly	Seasonal
Visnagar	1,15,500	89,550	96,350	6,800	-19,150	4	7
Vijapur-Mansa	3,14,587	1,92,400	1,96,500	4,100	-1,18,087	5	23
Harij	1,90,200	1,57,228	1,99,878	42,650	9,678	16	20
Radhanpur	33,605	21,600	21,600		-12,005		3
Idar-Sabarkantha	19,050	24,920	24,920		5,870		6
Idar-Raiya							
Himmatnagar	18,900	9,000	10,100	1,100	-8,800	1	1
Vadali-Sadatpura	34,180	28,345	28,345		-5,835		6
Khedbrahma	8,710	7,922	7,922		-788		6
Kapadwanj	48,500	39,700	39,700		-8,800		3
Viramgam	62,575	48,588	76,138	27,550	13,563	10	10
Kadi	8,06,944	4,87,724	5,32,468	44,744	-2,74,476	27	48
Mandal-Bahucharaji	47,300	24,600	50,600		3,300	6	6
Bavla	10,200	4,500	4,500		-5,700		1
Dholka	5,900	8,200	10,200	2,000	4,300	2	3
Dhandhuka	49,331	39,992	40,742	750	-8,589	2	10
Talod	6,450	6,582	6,582		132		2
TOTAL	17,71,932	11,90,851	13,46,545	1,55,694	-4,25,387	73	155





GUJCOT TRADE ASSOCIATION

MONTHLY PRESSING REPORT Apr-2026

Main Line

Station	Apr-25	Mar-26	Apr-26	MoM Change	YoY Change	Fact. In Operation	
						Monthly	Seasonal
Karjan	77,400	75,600	79,100	3,500	1,700	2	3
Dabhoi	4,500	6,500	6,500		2,000		1
Golagamdi							
Handod	1,02,600	85,783	88,783	3,000	-13,817	1	5
Bodeli	1,63,100	1,20,100	1,27,900	7,800	-35,200	5	8
Kosindra	35,300	31,200	32,000	800	-3,300	1	2
Pavijetpur	46,700	38,800	44,600	5,800	-2,100	2	2
Kaledia	1,21,600	1,20,000	1,28,000	8,000	6,400	3	6
Palej	19,800	25,800	25,868	68	6,068	1	2
Bharuch							
Mandala	17,200	16,000	16,800	800	-400	1	1
Nizar	15,000	34,700	38,500	3,800	23,500	1	3
Hansot							
Badalpur							
Sinor							
Olpad							
Valiya	3,500	5,000	5,000		1,500		1
Samlaya		1,967	1,967		1,967		1
TOTAL	6,06,700	5,61,450	5,95,018	33,568	-11,682	17	35

Kutch

Station	Apr-25	Mar-26	Apr-26	MoM Change	YoY Change	Fact. In Operation	
						Monthly	Seasonal
Abdasa	30,500	18,600	18,600		-11,900		1
Anjar	1,37,799	1,64,976	1,65,876	900	28,077	2	6
Bhuj	19,565	12,300	12,300		-7,265		1
Mandvi	32,000	34,100	34,600	500	2,600	1	1
Nakhatrana							
Rapar	6,500	7,150	12,000	4,850	5,500	1	1
TOTAL	2,26,364	2,37,126	2,43,376	6,250	17,012	4	10

LDC.
Louis Dreyfus Company



GUJCOT TRADE ASSOCIATION

MONTHLY PRESSING REPORT Apr-2026

Again Team Gujcot thanks our direct and indirect helpers.

For Data Collection

We are thankful to

Shri Manishbhai - Anjar

Shri Mukeshbhai Purohit

Nileshbhai - Manager SGA

Premjibhai - Manavadar

Kalpeshbhai - Manager (Gujcot)

Shri Varisbhai Hussaini - Dhandhuka

For Data Verification

We are thankful to

Shri Jatinbhai - Vijapur

Shri Sujalbhai

Shri Jagdishbhai Soni

Shri Jaytibhai –Botad

Shri Hitubhai Vikani

Once again thanks to whole Gujarat Cotton value chain for their co-operation.

For, Gujcot Trade Association

Akash Shah

[President]

For, Gujcot Trade Association

Ajay Shah

[Secretary]

Report Sponsors:

[Click on Sponsor's Logo to visit Sponsor's Website](#)

